



COVID IN THE FREDERICKSBURG REGION: THE GOOD, THE BAD, THE UGLY OF THE ECONOMY

BY Curry Roberts, president | Fredericksburg regional alliance at the university of mary washington

FRA METRICS

CATEGORY	FY19	FY20	2 YEAR TOTAL
LEADS	33	34	67
PROJECTS	12	22	34
ANNOUNCEMENTS	2	4	6
JOB	6	67	73
CAPITAL INVESTMENT	\$2,000,000	\$5,225,000	\$7,225,000

FRA METRICS

CATEGORY	FY19 (2nd half only)*	FY20	TOTAL
ASSISTS	86	103	189
ACTIONS	33	72	105
OUTCOMES	20	37	57

Assists: Provide a level of service to stakeholders aimed toward enhancing workforce, real estate inventory, transportation, collaboration or other activities that build regional capacity/ the value equation.

Actions: An event, activity, or process of doing something to achieve an outcome that results in regional economic development progress.

*the FRA did not begin to track assists, actions or outcomes until the 2nd half of FY20

THE REGION'S INDUSTRIES

Top Targeted Industry Sectors

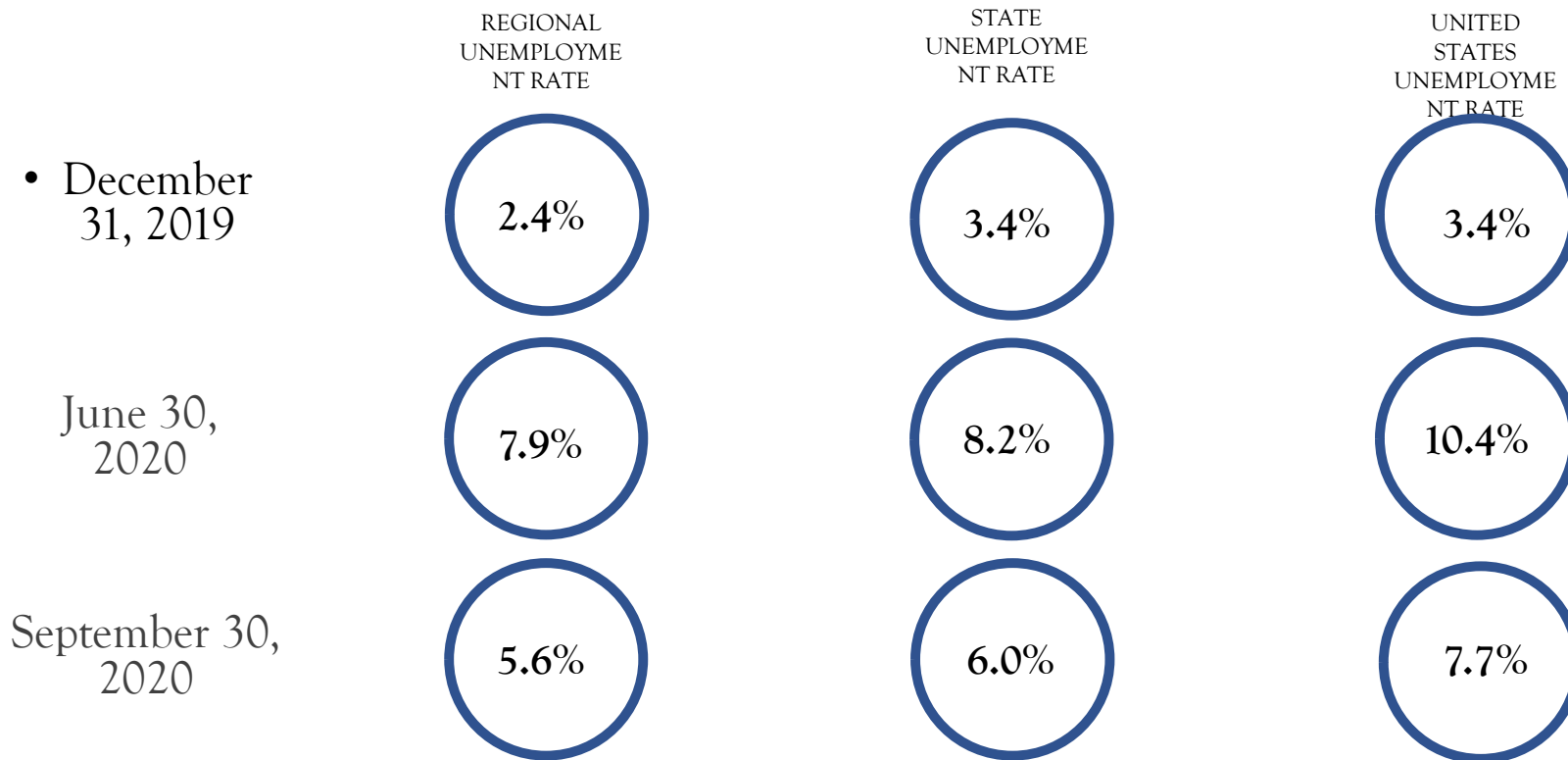
1. Cyber and IT
2. Manufacturing
3. Distribution and Logistics

Projects by Industries

1. Manufacturing
2. Data Centers
3. Logistics

- *Cluster analysis to be updated and completed by December 2020

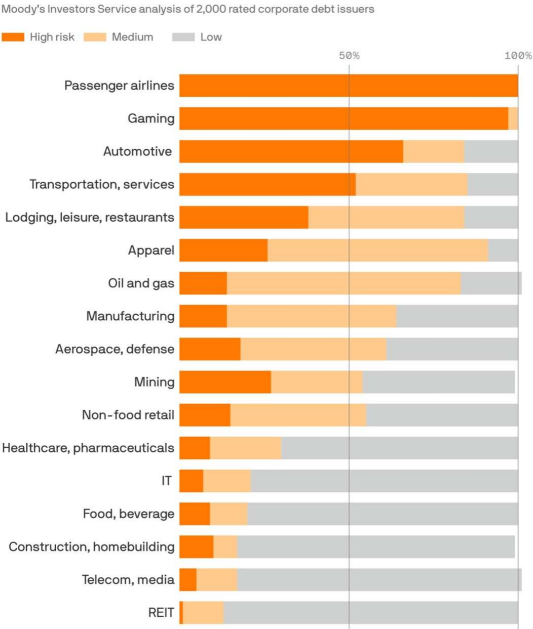
THE DATA



IMPACTS OF COVID

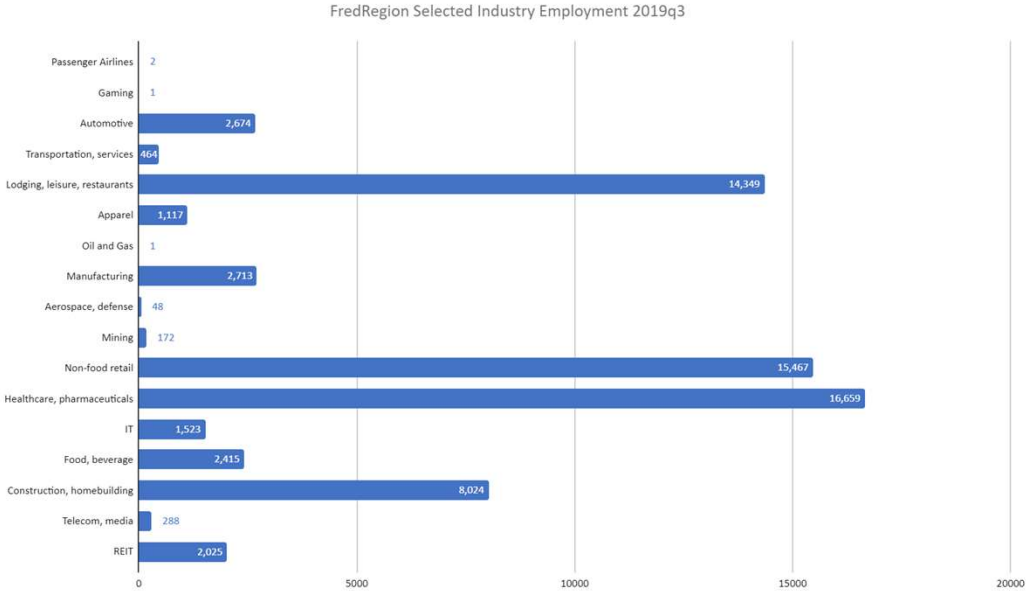
- Preliminary impacts of employment decline

Share of companies exposed to financial risks from coronavirus by industry



Reproduced from Moody's Investors Service. Chart: Axios Visuals

Number of jobs in the region within the industries listed in Moody's chart



LOOKING AT THE RECESSION

- Last recession's data shows the Fredericksburg Region not performing as bad as one would think, compared to the national data

